

VEHICLE APPLICATIONS:

Audi

2009-2012	A4	2008-2010	A8
2008-2012	A5	2008-2012	Q5
2009-2010	A6	2007-2012	Q7
2012-2012	A7		

BMW

2009-2012	1 Series	2009-2012	X5
2007-2012	3 Series	2007-2011	X6
2005-2016	5 Series	2009-2012	Z4
2004-2010	6 Series		

Mercedes

2005-2009	B-Class	2005-2009	G-Class
2004-2007	C-Class	2005-2009	M-Class
2005-2008	CL-Class	2005-2009	R-Class
2005-2009	CLK-Class	2005	S-Class
2004-2008	CLS-Class	2005-2008	SL-Class
2003-2008	E-Class	2006-2008	SLK-Class

Porsche

2003-2009	911	2003-2009	Cayman
2003-2009	Boxster	2003-2010	Cayenne

NOTES:

1. On Audi, a factory CD-changer can be installed in addition to the AUX-ABMP1.
2. On BMW, Mercedes and Porsche, the existing factory CD-changer must be removed.
3. The AUX-ABMP1 emulates the external CD changer option, NOT compatible with 6-CD in-dash / receiver radios.

PARTS INCLUDED:



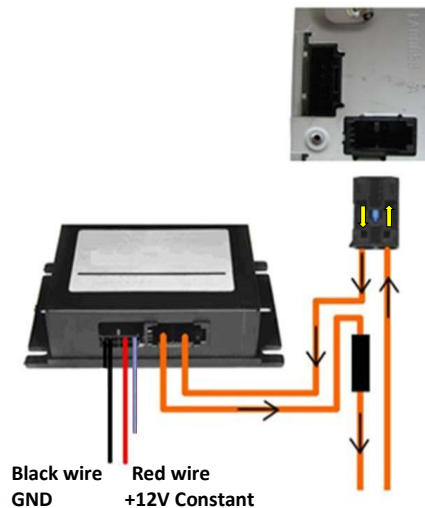
INSTALLATION INSTRUCTIONS:

Vehicle selection (blue wire)

Installation for Audi MMI 3G

Remove MOST[®] connector from the rear of the factory CD changer and connect the Interface according to illustration. Follow the arrows on the MOST[®] connectors as well as the order of components.

Connect black wire to ground and red wire to constant +12V. **Insulate blue wire***.




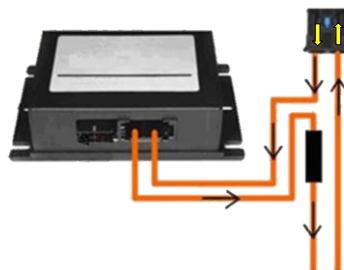
**NOTE: For installation on Audi, Mercedes or Porsche, blue wire is not connected and needs to be insulated. For installation on BMW, connect blue wire to chassis ground (GND).*

Installation for Porsche Cayenne PCM 2.1

Remove radio bezel, remove 4 torx screws and pull out head-unit from the dash-board.

Remove MOST[®] connector from the rear of the factory CD changer and connect the Interface according to illustration. Follow the arrows on the MOST[®] connectors.

Connect black wire to ground and red wire to constant +12V. Insulate blue wire.



MOST Connector



OPERATION:

The AUX-ABMP1 emulates a factory CD-changer and is recognized as such by the head-unit. The AUX-input is activated by playing CD1 on the head-unit.

Note: On Audi with one factory CD-changer installed, the AUX-ABMP1 emulates a second factory CD-changer. Play CD7 to activate AUX-input.



Legal disclaimer: Company names and trademarks, as well as product names/codes are registered trademarks[®] of their corresponding legal owners.

